

Model CRUISER 2000

CB Marine Antenna 27 MHz

Installation Manual

DESCRIPTION

CB marine antenna studied to work without ground plane, it is particularly protected against the worst sea weather thanks to its glass fibre whip which makes it strong and solid in every situation. The whip is DC-grounded in order to avoid stray R.F. currents and their discharges. All its metallic components are made of chromed brass and stainless steel. It is supplied with "M8" nylon marine mount and 5 meters white cable RG58 C/U. In the mentioned range of frequencies adjustments are not required.

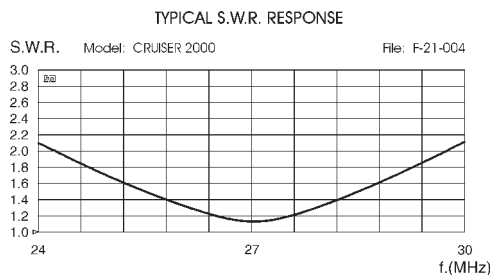
SPECIFICATIONS

Electrical Data

Type	:	Marine antenna
Frequency Range	:	26-28 MHz
Impedance	:	50 Ω Unbalanced
Radiation	:	Omnidirectional
Polarization	:	Vertical
Bandwidth at V.S.W.R. 2:1	:	5.5 MHz
V.S.W.R. at res. freq.	:	$\leq 1.2:1$
Max. Power	:	50 Watts
Fedd System / Position	:	Transformer DC-Ground / Base
Cable Type - Length	:	White RG58 C/U - 5m

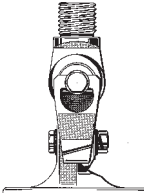
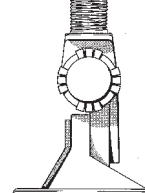
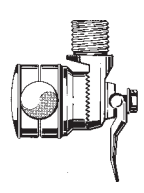
Mechanical Data

Materials	:	Chromed Brass, Nylon, Glass fibre
Height approx.	:	1505 mm
Weight approx.	:	720 gr
Standard Mount	:	"M8" NY



NOTE: we recommend following cable's length from transceiver to antenna:
4m, 5m, 7m, 9m, 14m.

OPTIONAL MOUNTING BASES

 <p>M-3 OT Marine Mount</p> <p>Adjustable marine mount of chromed brass with standard connection 1"x14 threads. It's supplied with rubber washer and stainless steel screws.</p>	 <p>M-8 NY Marine Mount</p> <p>Adjustable marine mount of white nylon, supplied with standard connection 1"x14 threads, rubber washer and stainless steel screws.</p>	 <p>M-10 OT Marine Mount</p> <p>Adjustable marine mount made of chromium plated brass and supplied with standard connection 1"x14 threads. Stainless steel screws, fixing diameter 1".</p>
---	---	--

